



2010-2011 GMT Reports for District (or Undistricted) **District 105NE ENGLAND**

GMT: **HOWARD PATRICK LEE**

Location: **ENGLAND**

GMT CA: **4**

CLUBS

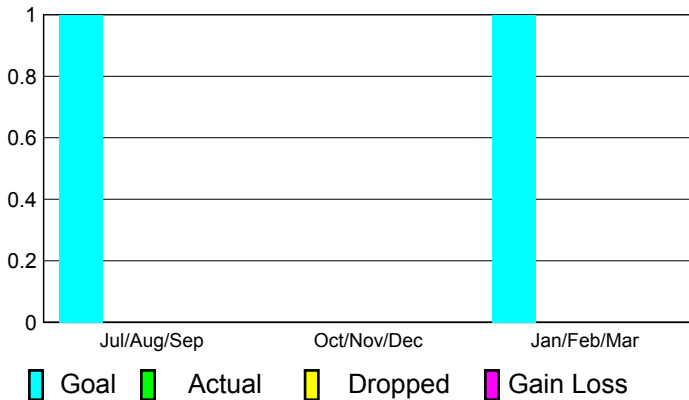
**Club Results
2010-2011**

**Clubs
2009-2010**

Month	New Club Goal	Actual New Clubs	Actual Dropped Clubs	Gain/Loss of Clubs	Gain/Loss of Clubs
Jul/Aug/Sep	1	0	0	0	0
Oct/Nov/Dec	0	0	0	0	0
Jan/Feb/Mar	1	0	0	0	0
Totals	2	0	0	0	0


Club Results 2010-2011

Goal, New, Dropped, Gain/Loss




Comparison of Club Gain/Loss

Current Year Compared to the Previous Year



YTD Status Quo Clubs 2010-2011

Status Quo Clubs Compared to Status Quo Members



MEMBERSHIP

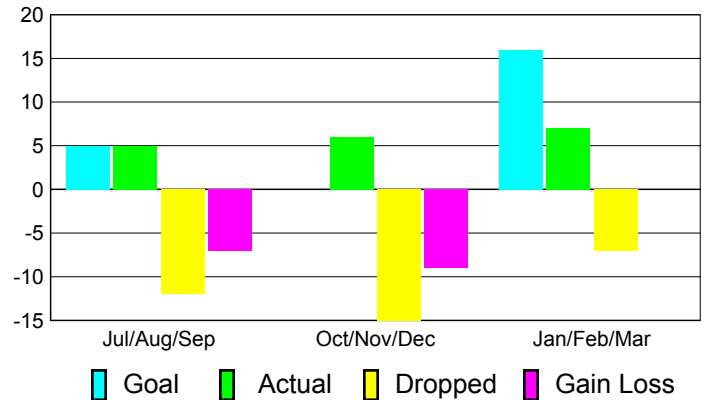
**Membership Results
2010-2011**

**Membership
2009-2010**

Month	Net Memb Goal	Actual New Memb	Actual Dropped Memb	Gain/Loss of Memb	Gain/Loss of Memb
Jul/Aug/Sep	5	5	-12	-7	2
Oct/Nov/Dec	0	6	-15	-9	-1
Jan/Feb/Mar	16	7	-7	0	-1
Totals	21	18	-34	-16	0

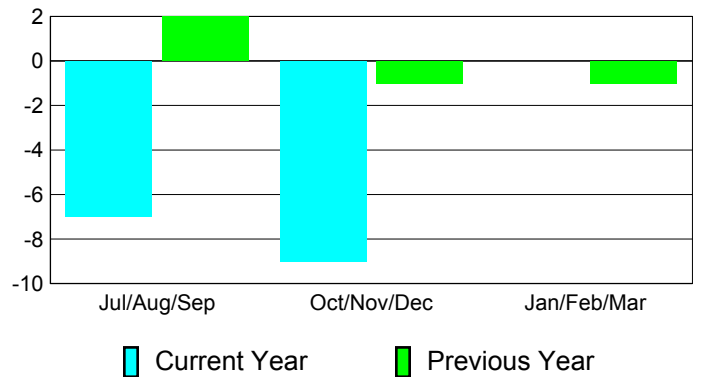
Membership Results 2010-2011

Goal, New, Dropped, Gain/Loss

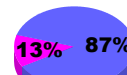


Comparison of Membership Gain/Loss

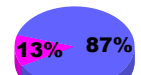
Current Year Compared to the Previous Year



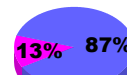
Gender Comparison 2010-2011



Jul/Aug/Sep



Oct/Nov/Dec



Jan/Feb/Mar

Male

Female



2010-2011 GMT Reports for District (or Undistricted) **District 105NE SCOTLAND**

GMT: **HOWARD PATRICK LEE**

Location: **SCOTLAND**

GMT CA: **4**

CLUBS

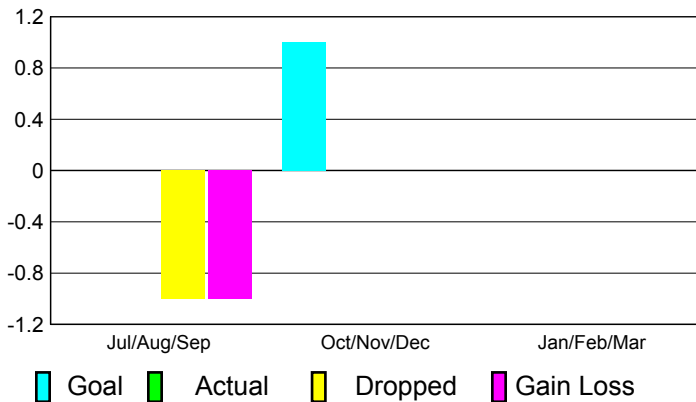
**Club Results
2010-2011**

**Clubs
2009-2010**

Month	New Club Goal	Actual New Clubs	Actual Dropped Clubs	Gain/Loss of Clubs	Gain/Loss of Clubs
Jul/Aug/Sep	0	0	-1	-1	0
Oct/Nov/Dec	1	0	0	0	0
Jan/Feb/Mar	0	0	0	0	0
Totals	1	0	-1	-1	0


Club Results 2010-2011

Goal, New, Dropped, Gain/Loss




Comparison of Club Gain/Loss

Current Year Compared to the Previous Year



YTD Status Quo Clubs 2010-2011

Status Quo Clubs Compared to Status Quo Members



MEMBERSHIP

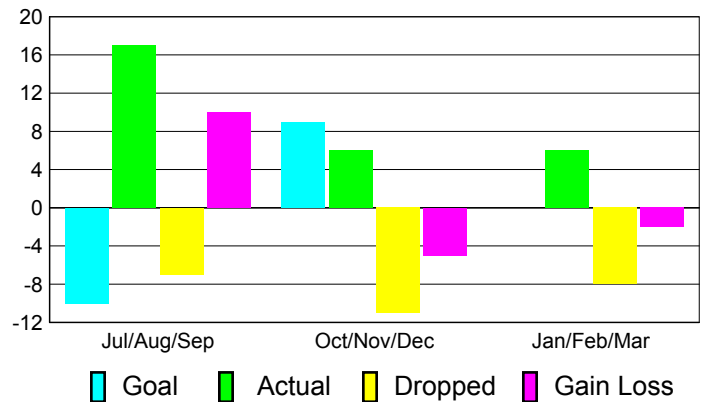
**Membership Results
2010-2011**

**Membership
2009-2010**

Month	Net Memb Goal	Actual New Memb	Actual Dropped Memb	Gain/Loss of Memb	Gain/Loss of Memb
Jul/Aug/Sep	-10	17	-7	10	8
Oct/Nov/Dec	9	6	-11	-5	-6
Jan/Feb/Mar	0	6	-8	-2	-3
Totals	-1	29	-26	3	-1

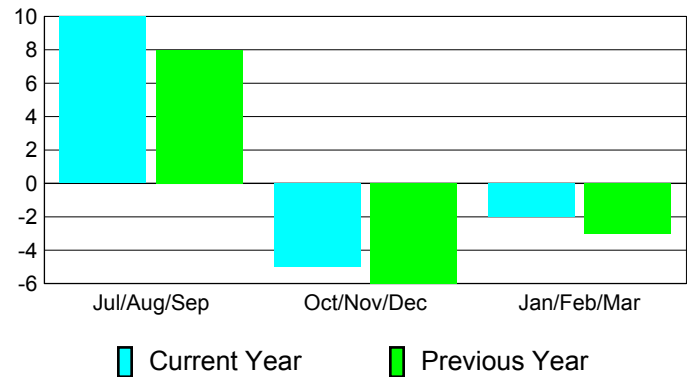
Membership Results 2010-2011

Goal, New, Dropped, Gain/Loss

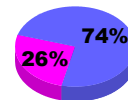


Comparison of Membership Gain/Loss

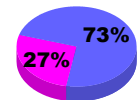
Current Year Compared to the Previous Year



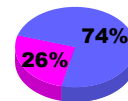
Gender Comparison 2010-2011



Jul/Aug/Sep



Oct/Nov/Dec



Jan/Feb/Mar

Male

Female